

Methods for Visualizing Aether, Electromagnetic Waves, Quarks and All Else

by W R Hohenberger



*“Nor do I seek to understand that I may believe,
but I believe that I may understand. For this I
too believe, that unless I first believe, I shall not
understand.” - St. Anselm (1033-1109)*

Abstract

The universe is neither empty nor void, but is instead filled with a single universal substance, the stellar air. Electromagnetic waves oscillate within the stellar air and can be visually described as constructs of the stellar air. Gamma rays are high frequency electromagnetic waves that compress the stellar air into quarks of liquid light at the resonant frequency of the stellar air within the Universe. Quarks are four-dimensionally shaped charge segments of a gamma ray, which combine spatially to form saturated particles of liquid light as defined by the Higgs Boson Ball. Particles combine together to form atoms, mass and matter, which possess no color but are instead fashioned from constructs of liquid light. Protons interconnect as links of a chain and can be mirrored after the electron shells. The stellar air flows through our bodies and into the Earth, causing our sense of weight and then turns into mass, or liquid light, through the process of nuclear pro-fusion and causes the Earth to grow and to expand. The physics of four-dimensional space and time, the quantum physics of nuclear particles, the structure of the nucleus of an atom, the twenty-one dimensions of string theory, the colors of electrodynamics and the color psychosomatics of the human mind can all be integrated into a single whole through the philosophy of science. Stellar air and liquid light are methods for describing pure energy.

Introduction

It is the purpose of this paper to describe the mechanics and the structure of electromagnetic waves, subatomic particles, the nucleus of an atom, and the structure of the universe; and includes the integration of physics with quantum physics, string theory and color electrodynamics through the philosophy of science. It is not intended to be merely a paper of science, but more importantly a paper about science and accordingly, a philosophical aid for the advancement of science. Furthermore, it is an excerpt from a larger and more encompassing theory; therefore, a few fundamental predicates are required, which are not necessarily explained within the scope of this paper, but are instead derived from two other papers. The first paper is titled '*A Unified Theory of the Universe*' and the second paper is titled '*Human Perceptions and the Holographic Mind, Human Consciousness and the Soul, Decoding the "I Ching" and the "Qabala", and the Physics of Human Psychology.*' All three papers are based upon the absolute necessity of cause and effect through '*a priori*' existence of substance, structure, mechanism and process, and '*are*' a solid foundation for a new paradigm for physics and the long sought after theory of everything.

Description of an Electromagnetic Wave

An electromagnetic wave can be visualized as and functions as a timing wheel and/or timing spring in a mechanical clock. Again, it is not the main spring, but the timing spring, which is a rotary oscillating system. That is, an electromagnetic wave spirals or spins inward and outward along its axis of propagation within the *stellar air*, just as a timing spring spins back and forth and spirals in and out along the axis of its shaft. The force and spin vectors for a timing spring are 90 degrees out of phase with each other, just as the force and spin vectors of an electromagnetic wave are 90 degrees out of phase with each other. Together the combined spin and force vectors create both the electromagnetic and the electrostatic vectors of the measured electromagnetic wave, which are perpendicularly in phase. However, the spin and force vectors that generate the electromagnetic and electrostatic vectors in the wave are out of phase or the wave could not oscillate. Therefore, the fundamental motion of an electromagnetic wave corresponds to the motion of a timing spring except that in this case, it is an oscillating vortex propagating through the *stellar air* as illustrated below:



Wp (Photon) Electromagnetic Wave

Electromagnetic waves then saturate at the frequency of visible light, which becomes the definition for a single quanta of energy. Therefore, below the frequency of light, waves exist, and above the frequency of light, photons exist. An electromagnetic wave or a photon for a very brief

moment at the point of saturation does contain mass, but it is then released as the wave propagates onward through the *stellar air*. This is a very brief portion of the saturated wave that looks like a particle and not a wave. As the frequency of the photon wave is further increased, dark waves are created. Basically, at higher energies and at speeds above the frequency of light, the electromagnetic wave functions like a vacuum pump, pulling a vacuum in space as it travels through the stellar air. As the speed increases to higher and higher frequencies, it pulls a deeper and deeper vacuum. These emerging dark waves are the antithesis of the light waves and are the light waves traveling companion. At the saturation point of dark waves, quarks are created, and they combine together with each other to create matter. There are two parameters that must be met for this to happen, first the frequency of the wave must be high enough so that the shape of the quarks are spherical, and second that the dark wave must also be negatively saturated in its antithetical direction. Spherical shapes are required so the quarks can combine coincidentally and spatially on each of the three polar axes of three-dimensional space to form particles, and saturation is required so that three combined quarks will synthesize or morph into isolated saturation.


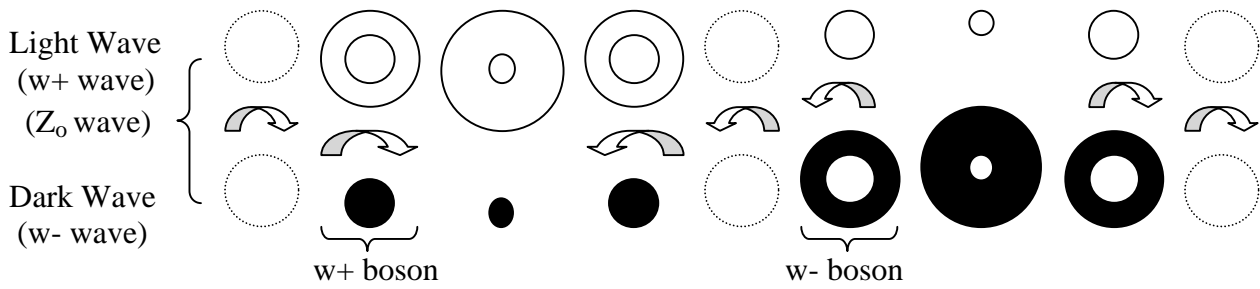
Quarks as Shaped Charge Segments of a Z_0 Electromagnetic Wave

When the frequency of light reaches the frequency of gamma rays, the dark wave is also driven into saturation and a new wave the Z_0 wave develops. It is a combination of a saturated light wave, which is 90 degrees out of phase, and a saturated dark wave, which is in phase opposition, and it operates at the resonant frequency of the *stellar air* within the universe. Finally, it is proposed that



Z_0 (Quark) Electromagnetic Wave

quarks are not particles or partial particles, but instead, are quantum charge segments of the Z_0 electromagnetic wave. A quark is then the portion of the electromagnetic wave of maximum angular momentum and/or maximum energy, which is midway between the maximum spin and the maximum force vectors. Therefore, each cycle of an electromagnetic light wave contains four packets or quanta of energy centered at 45, 135, 225, 315 degrees into the wave. Integrating each over 90 degrees of the wave, gives you the total charge for each individual packet of energy. From the earlier description of an electromagnetic wave, each of these four packets would be different, that is, they are each comprised of four combinations of up and down spin and in and out charge. Its antithesis, the dark wave, also has four individual packets of energy, which are also uniquely different. Accordingly, these eight individual packets of energy are the missing up, down, charm and strange quarks and their four opposites, as illustrated below:



	U	<u>S</u>	D	<u>C</u>
Quarks	+ 2/3	+ 1/3	- 1/3	- 2/3
	+1/3	+ 2/3	- 2/3	- 1/3
	<u>D</u>	C	<u>U</u>	S

Moreover, quarks of the first generation are simply charge segments of a saturated light wave, and quarks of the second generation are simply charge segments of a saturated dark wave. Also, the three colors of a quark are simply quarks that are oriented in each of the three polar dimensions of space. The w+ and w- bosons are wave segments or couplets as shown above, and are unique and special since these two segments of the electromagnetic wave are not only the only portion of the Higgs boson that is stable, but they also have the ability to regenerate themselves. Therefore, a U quark can regenerate a D quark and a U quark can regenerate a D quark. This is because of the momentum of the previous C or C quark respectively, and the up direction of the spin, and resulting in a slightly lower frequency of the wave.

The Formation of Particles

Three of any of these eight first and second generations of quarks can be charted into their respective particles on a three-dimensional polar axis as illustrated by the red lines on the following picture of a "Higgs Boson Ball". Each of the eight quarks then fit neatly into the center of each of the eight polar quadrants, when taking into account each of their respective phase relationships and magnetic spins. Furthermore, each of those eight points on the "Higgs Boson Ball" represent the spin axis of a new particle, which has just been created by superimposing three quarks in the same space and at the same time, and thereby coalescing the *stellar air* into saturation. These waves cannot escape as they do in a simple electromagnetic photon wave, since the axis of spin is no longer in the direction of any of the individual energy strings in each of the three original quark segments of their source electromagnetic waves. The new particle is then locked into saturation and takes on its

own characteristics and identity, including mass. The synthesizing of quarks into particles can then be charted as illustrated on the “*Higgs Boson Ball*” in the following picture:



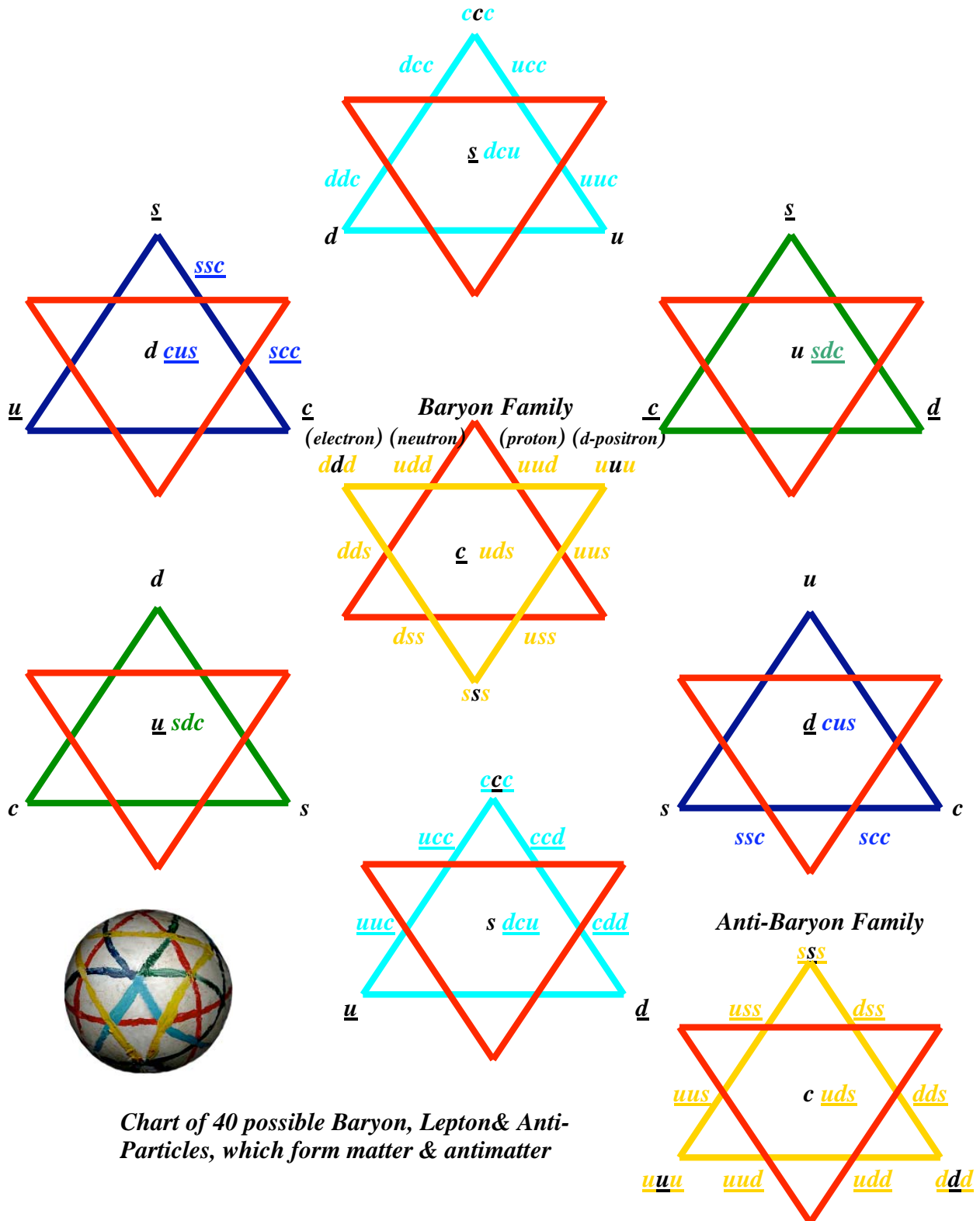
HIGGS BOSON BALL

To create this image, draw three perpendicular lines (*shown in red above*) on a spherical ball, representing the three phases or colors of energy in each of two polarized directions (*forward & reverse spin*). Then, draw a point at the center of each of the eight red triangles, representing four of the basic fundamental particles of up, down, charm & strange quarks, and with the remaining four points representing their four corresponding anti-quark particles. Then identify each of the eight points within this picture, according to the following procedure. Locate *uuu* and *ddd* in any of the top two opposing quadrants, locate *ccc* and *sss* in the remaining top two opposing quadrants, and locate *uuu*, *ddd*, *ccc*, and *sss* in the appropriate opposing bottom four quadrants. These eight points represent the spin axes for eight different subatomic particles, and their layout on the *Higgs Boson Ball* exactly matches the layout for the equivalent eight quarks in Z_0 electromagnetic wave. It is simply 360 degrees of the Z_0 electromagnetic wave wrapped around 360 degrees of the ball.

Next, draw four pairs of concentric circles with each circle intersecting three of the eight single points, and each of the red lines at one third or two thirds of the length of the red line segment. The intersect points of the polar axes (red lines) and the additional concentric colored lines then illustrate the locations of forty mixed triplet-quark combinations. Also, the intersect points of the red lines on the yellow triangle exactly replicates the Baryon family of particles, with one of the three yellow lines representing the electron (*ddd*), neutron (*udd*), proton (*uud*) and the d-positron (*uuu*). The rest of the family is represented by the rest of the intersect points within the yellow triangle. Furthermore, each of these particles has their own construct, since each of their constituent quarks, also each have their own unique combination of shape, spin and size. The electron would look like a miniature shining ball of *liquid light*, the neutron would look like a string or ring of *liquid light*, the proton would look like a ring, loop, or hoop of *liquid light*, and the d-positron would look like a shining bubble of *liquid light*, all differing constructs of *liquid light*. Please note that the Lepton family of particles (electrons and neutrinos) is actually a subgroup of the Baryon family, but with their own unique micro-miniature construct accordingly, as a miniature luminescent ball of *liquid light* and a string of *liquid light*. Also, please note the large difference in relative sizes of these basic fundamental particles by the large variation in descriptive imagery.

A Method for charting Nuclear Particles

There are then eight sets of triangles, which develop from the previous charting method, of which each unfolds into a repetitive diagram as illustrated below:



The next chart provides a list of all of the possible unique combinations of triplet quarks combined into particles on a 3D axis. The first two columns are color coded to match the *Higgs Boson Ball* shown previously. The first column represents the complete Baryon family of particles, which combine to create matter and is as also listed on the previous diagram. The second column represents the Anti-Baryon family of antiparticles, which combine to create antimatter, and is also shown on the previous diagram, and is easily recognizable as centered in the anti-baryon family at the bottom right and then in the other triangles opposite the other quarks of the Baryon family.

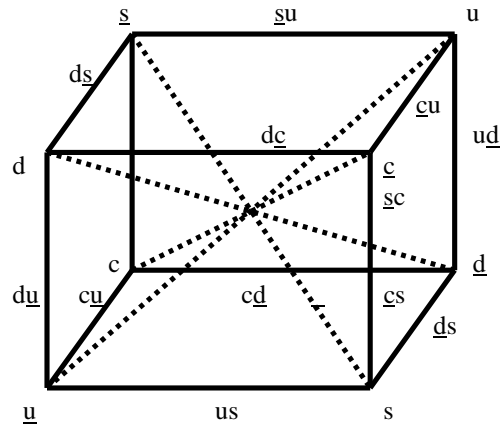
The red and purple combinations of particles shown below are top and bottom quarks of the same color, which can then combine with two other quarks of two other colors to form a pentaquark. Top and bottom quarks are actually three quarks of the same color combined linearly, but not spatially, to form a new single quark. It is accomplished by compressing the wave into smaller wavelengths. They are then free to function as one single color of quark and to combine with two other colors of quarks to form a particle or a pentaquark. Also, other pentaquarks may simply be left over quarks ($8 - 3 = 5$) from the missing triplet quarks during the creation of matter, antimatter and top or bottom quarks. Also, many of the remaining unassigned quarks are **self-annihilating** (in bold below) and may not exist. However, due to the wide variety of the remaining undefined quarks in the list below, there may be a lot of triplet quarks and pentaquarks still to be theoretically defined and experimentally discovered.

Chart of Potential 3D Particles

	Baryon	Anti Baryon						Possible Combinations		
	ccc	ccc	ccc		ccc			16		
	sss	sss	sss		sss					
	ddd	ddd	ddd		ddd					
	uuu	uuu	uuu		uuu					
	usd	usd	usd	usd	usd	usd	usd	32		
	sdc	sdc	sdc	sdc	sdc	sdc	sdc			
	dcu	dcu	dcu	dcu	dcu	dcu	dcu			
	cus	cus	cus	cus	cus	cus	cus			
	udd	udd	udd	udd	udd	udd	udd	72		
	uss	uss	uss	uss	uss	uss	uss			
	ucc	ucc	ucc	ucc	ucc	ucc	ucc			
	duu	duu	duu	duu	duu	duu	duu			
	dss	dss	dss	dss	dss	dss	dss			
	dcc	dcc	dcc	dcc	dcc	dcc	dcc			
	sdd	sdd	sdd	sdd	sdd	sdd	sdd			
	scc	scc	scc	scc	scc	scc	scc			
	suu	suu	suu	suu	suu	suu	suu			
	cdd	cdd	cdd	cdd	cdd	cdd	cdd			
	css	css	css	css	css	css	css			
	cuu	cuu	cuu	cuu	cuu	cuu	cuu			
Totals	20	20	20	16	4	20	16		4	120

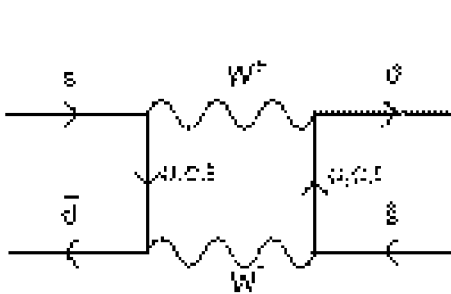
The Meson Family of Particles

The Meson family are couplets of one particle and one adjacent antiparticle from the Z_0 electromagnetic wave and can be represented by a placing cube within the "Higgs Boson Ball" with the eight corners of the cube corresponding to each of the eight basic quarks as shown in the following illustration:

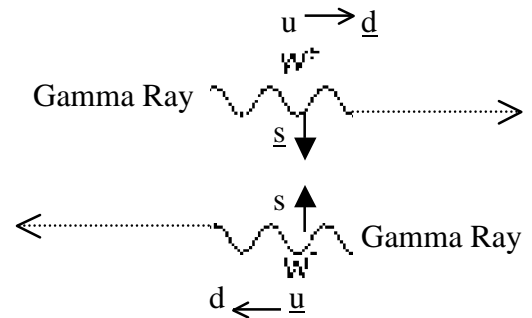


Feynman Diagrams & Matter Creation

Below are Feynman Diagrams and Simplified Feynman Diagrams for Kaon meson interaction, electron-positron production and annihilation, and for Beta Minus decay based on the previous conclusion that electrons are comprised of three down quarks; and that neutrons and neutrinos are both comprised of one up quark and two down quarks, and are in fact the same except the neutron is a stationary eddy current of stellar air and a neutrino is a traveling string of stellar air.



Feynman Diagram



Simplified Diagram

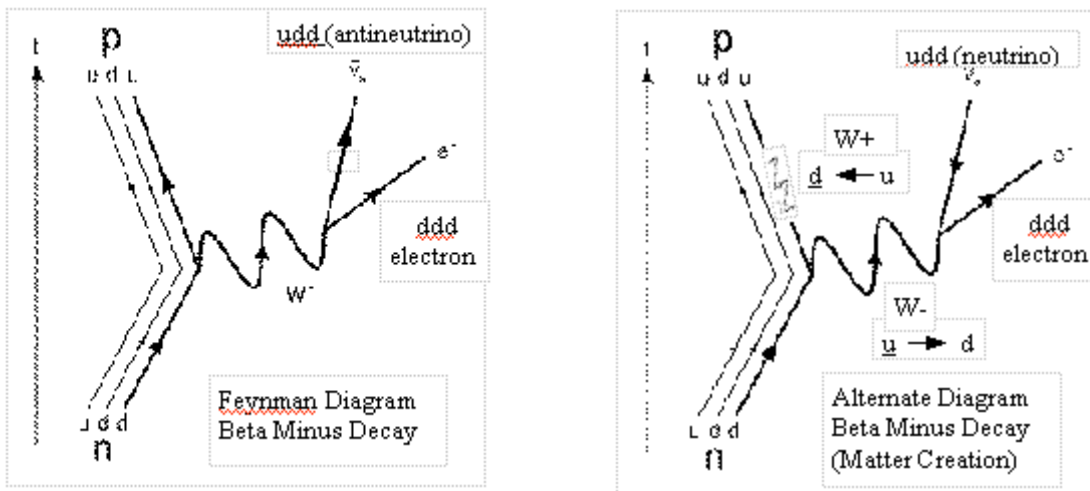
The explanation for the simplified diagram would be that two gamma rays coincide such that the s and \bar{s} quarks annihilate each other. Referring back to the dissected Gamma Ray please note that both the s and \bar{s} quarks are on the outside of the wave, therefore as they pass by they could be stripped off of the wave and annihilate each other. The \bar{u} quark in the one gamma ray then regenerates the d quark, while simultaneously the u quark in the other gamma ray regenerates the \bar{d}

quark. This leaves no need for the waves to exchange u, c and t quarks unless it is purely a method to define the rest of the gamma ray minus the regenerating vector bosons.

A similar explanation would define electron-positron pair production. That is the up and up quarks are again on the outside of the Higgs Boson, such that if three waves combine on polar coordinates both the concentric anti-d-positron/electron (uuu/ddd) and the concentric d-positron/positron (uuu/ddd) would be developed. They could then coincide in orbit as the anti-d-positron and the positron annihilate each other and the remaining electron and positron are free to move in opposite directions. The process would be reversed for positron-electron annihilation except it would be necessary for two w^+ and w^- bosons to each repair themselves by the same process as defined for the above Kaon interaction and then repair and regenerate two to more new photon waves. Electron decay would also follow a similar sequence as shown below:



An alternative diagram for another Feynman diagram (neutron or beta minus decay) would be as follows:



In the alternate diagram, the process begins with a d quark from the neutron splitting into a w^+ boson and a w^- boson wave. These w^+ and w^- bosons wobbly oscillate as separate halves of the Higgs boson wave, until the u quark in the next half of the w^+ boson regenerates a \underline{d} quark, and the u quark in the corresponding next half of the other w^- boson regenerates a d quark to repair the holes

in the both Higgs Bosons, thereby creating two new and complete waves. The \underline{d} quark of the w^+ boson then annihilates the d quark in the original particle and replaces it with its own u quark thereby converting the neutron into a proton. The w^- minus boson then collides with an incoming neutrino (udd), and the \underline{u} quark of the w^- boson then annihilates the u quark in the neutrino and replaces it with its d quark thereby converting a neutrino into an electron. Please note that the outgoing antineutrino in the original Feynman diagram has instead been replaced with an incoming neutrino. There are two reasons for this first it is probably impossible for an antineutrino to exist, since it would be a hole in the stellar air with no charge and therefore no mechanism around the hole to maintain the hole. Second, it would require a lot of coincidences and gymnastics for the antineutrino and the electron to be created at the same time. It would require two \underline{dd} mesons to develop simultaneously and coincident with the w^- boson and then a very complex metamorphoses. The exchange is much simpler under the proposed interaction. This process then verifies the previous conclusions that the electron is a ddd particle, and that the neutron is a udd particle and has two different structures, a ring when it is stationary and a string when it is traveling and hence a different name, the neutrino.

However, there is one more issue that needs to be resolved, and that is why the d quark from the neutron splits into a w^+ and a w^- boson. Instead, it is proposed that the process actually occurs in the reverse direction that is the neutrino first hits the neutron. Accordingly, the neutron is converted into a proton and the neutrino is converted into an electron. This resolves the issue of an initiating factor. This is therefore the process by which kinetic energy of the neutrino converts a neutron into a proton-electron pair, thereby creating hydrogen and the higher elements in the periodic chart. Thereby, it is possible to change kinetic energy into mass energy and to create matter. Finally, the Higgs Boson is simply the quark-antiquark octet definition for gamma rays functioning in a continuously repetitive cycle, and the Higgs Field is the electromagnetic field generated by the Higgs Boson as it propagates through the stellar air. This process then creates a solid theory for the development of matter, and accordingly “neutron decay” is probably a misnomer and should instead be named “neutral energy to matter conversion” or “neutral energy matter creation.” Accordingly, energy does not decay to its charged state, but instead decays to its uncharged or neutral state. Instead the charged state for energy represents the process of the creation of mass energy. Since a neutron is simply the stellar air caught up in an eddy current, and a neutrino is simply the stellar air traveling linearly through space, and therefore when these two forms of energy collide, the proton and the electron, or matter is created.

The Formation of Matter and Antimatter

First one must realize that quarks are not in saturation, but each is a vortex cloud of spinning unsaturated stellar air. Therefore, the multiple vortices can occupy the same space at the same time. The electron is then made from three vortices of down quarks superimposed on top of one another on polar coordinates. Since each of the three quarks are a vortex wave of stellar air spiraling down toward saturation, there is no reason why their composite would not also spin or spiral down towards saturation. That is why an electron is so small. Also, that is why the electron cannot be a point charge, because its smallness is limited by the saturation point of the stellar air. The electron can then be visualized as a micro-miniature ball of liquid light (mass), with a spin axis and a complex composite spin around that axis. When the electron moves through space, its spin axis aligns with its direction of travel and it generates an electromagnetic field in the stellar air surrounding it.

The proton is made from two up quarks and one down quark. It is comprised of two stellar air filled vortices (two up quarks) spinning up towards tensile saturation on two of its spin axes, and then one stellar air filled vortex (down quark) spinning down towards saturation on the third axis. First, the down quark would annihilate the charge and the spin in the middle of the center of the ball making it neutral and thereby collapse the third axis to its neutral state. The remaining two quarks would then morph into a single charged loop of liquid light, as a torroidal donut, with a complex spin rotating diagonally inside the loop of the donut. Therefore the proton would have a neutral hole (not a black hole) in the middle of it, and it would then generate an electromagnetic field as a torroid. The universe blows a smoke ring each time it generates a proton.

The neutron is made from one up quark and two down quarks and can be seen as two separate images. The first image is to take the proton donut above and to exchange one up quark for a down quark, which would deflate the torroid so that it just became a circular string or loop. Furthermore, it would have no charge so it would simply be an eddy current string of stellar air in the shape of a loop. The second image takes the image of the electron and replaces one down quark with an up quark, and this would stretch the electron such that it became a linear string, again with no charge. These two images are reconciled by realizing that loop version represents the neutron when it is at rest, and the string version represents the neutron when it is traveling at high velocities and therefore the neutrino.

Matter is then formed by aligning the electromagnetic field of the proton with that of the electron, which would cause the two to attract like magnets. Therefore the electron would be attracted by, pass through the center hole, and then be accelerated by the electromagnetic field of the proton. It would then increase in mass due to its increased velocity, form a cloud around the proton, and then resume a size nearer its rest mass as it passes again through the proton. In other words, the electron is in orbit through the center of the proton and not in orbit around the proton. Neutrons would then be free eddy currents of stellar air circulating through the hole of the protons, which could be morphed at a later time into another proton, as the nucleus of the element is expanded.

Antiparticles are holes of nothing in the stellar air surrounded by a vortex of energy, which keeps the hole from collapsing. Antiparticles cannot combine sequentially as matter particles, since there construction is different and they have no neutral holes inside of them. Therefore, whereas particles combine sequentially to form matter, antiparticles combine holistically through the process of cohesion, to form larger and larger holes. Particles and antiparticles are created by gamma rays through the process of gravity, with the particles forming the mass of an object and the antiparticles forming a black hole in the center of the object. This total void within the black hole is then surrounded by an event horizon, which keeps the hole from collapsing.

The Structure of the Nucleus of an Atom

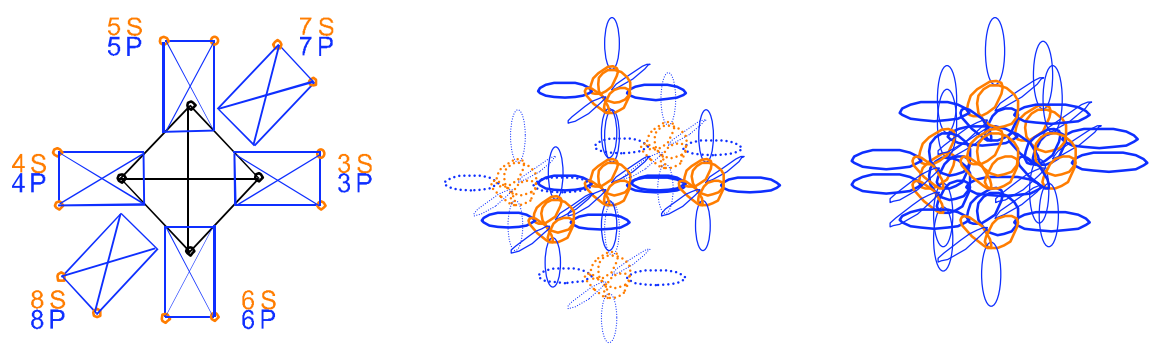
Since protons are in the form of a ring, loop or a hoop, they can interlink and thereby create the structure of the nucleus of an atom. Neutrons are probably used in the construction process to hold the existing protons in place and then to morph into the new protons that are created. It is further proposed that the structure of the nucleus of an atom is a mirror image of the electron shells of the same atom; therefore, the nucleus of an atom can be defined by observing the electron shells. Based upon this premise, there must be four protons interlinked in the combined 1S and 2S bands of the nucleus of an atom along with whatever neutrons were required during the construction of the nucleus. The four protons are then bound together by the fact that they are each interlocked with one

another, in a complex web of links & chains. The combined 1S and 2S bands of protons in the nucleus of an atom are then the cause for the structure of the electron clouds found in the 1S and 2S electron shells of the same atom. Six additional protons can then be linked to each pair of the four protons in the first 1S and 2S groups, that is, six combinations, which accordingly, is the same number of electrons in the 2P shell. Also, each of the first four protons are then each interlinked with one another. The following is a graphical representation and an actual proposed structure for the nucleus of that construct:



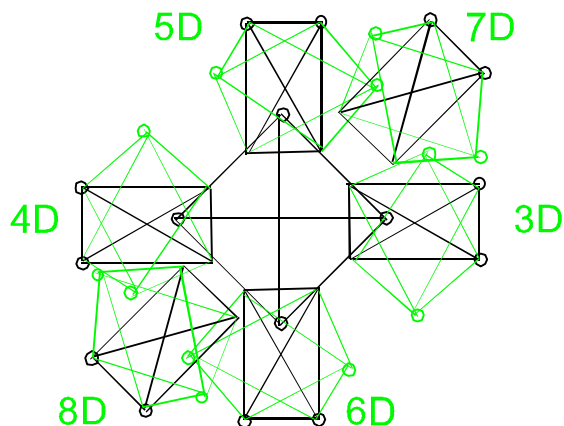
GRAPHICAL REPRESENTATION (left) AND THE ACTUAL PROPOSED STRUCTURE (right) FOR THE FIRST 10 PROTONS IN THE S & P CONSTRUCT.

This structure is then repeated six times beginning with an S band of two protons linked to each proton in the 2P band above, and then further linked by the same six P-band combinations as shown above, which again correlates with the remaining 2S & 2P shells and orbits of electrons.



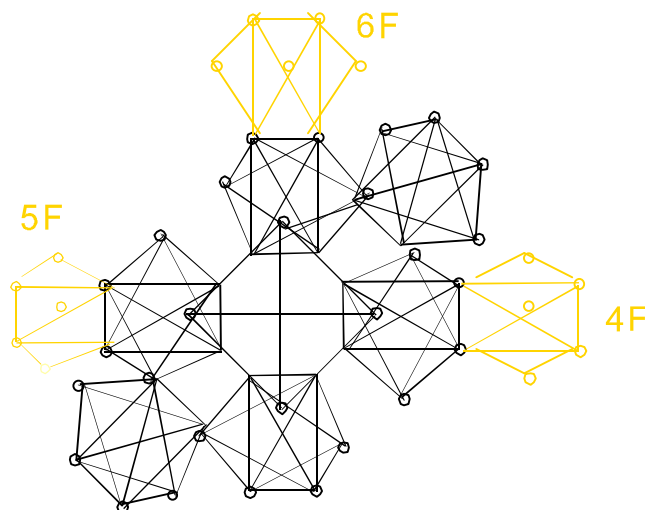
GRAPHICAL REPRESENTATION (left), INTERMEDIATE STRUCTURE (center) AND THE ACTUAL PROPOSED STRUCTURE (right) OF THE 6 REMAINING S & P BANDS OF PROTONS IN THE NUCLEUS OF THE S & P CONSTRUCTS

The process continues into the next band by adding two groups of five protons to one of the P groups for a total of ten protons for each of the six structures as shown below. This construct also correlates with the electrons and the orbits of the electrons in the electron shells.



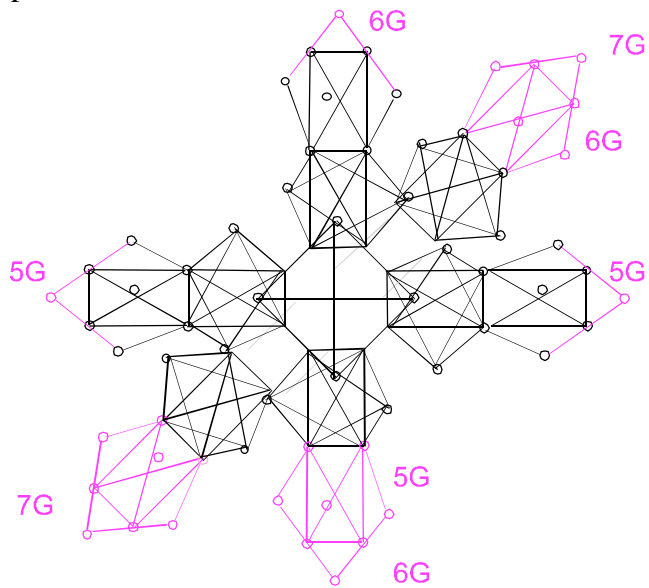
GRAPHICAL REPRESENTATION OF THE 6 D BANDS OF PROTONS
IN THE NUCLEUS OF THE D CONSTRUCT

The process continues into the next band of protons, even though only two of the six hypothesized constructs occur in the periodic chart of known elements. In this case fourteen protons are linked at the end of one of the six previous D-bands. This is repeated three times as shown below. Again, this construct correlates with the electrons and the orbits of the electrons in the electron shells.



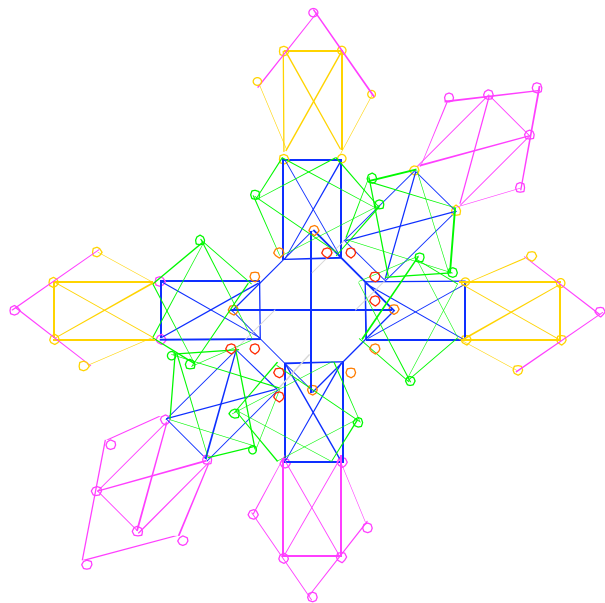
GRAPHICAL REPRESENTATION OF THE 3 F BANDS OF PROTONS
IN THE NUCLEUS OF THE F CONSTRUCT

Finally, the construction reaches a very theoretical and very hypothetical construct, of which only a few nuclei at the lower end have ever been known to exist on Earth and none at the higher end since the combined protons at the upper end of this band along with the protons in all of the previous bands exceeds two hundred protons.




GRAPHICAL REPRESENTATION OF THE 3 G BANDS OF PROTONS IN THE NUCLEUS OF THE G CONSTRUCT

The following diagram is then a composite of all of the previous diagrams, color-coded to show the various groups, bands, arms and links for the nucleus of a hypothetical atom containing 214 protons. It can probably also be defined by the result of a complex fractal equation.



GRAPHICAL REPRESENTATION OF AN ATOM WITH 214 PROTONS IN THE NUCLEUS

The construction process also must agree with the sequence that electrons fill the electron shells. Therefore, the progressive structure of the nuclei in *real* atoms must develop as illustrated in the following chart. Please note that bands 7F, 7G and 8F have been left empty due to the 214 proton arbitrary limit chosen for the end of the construction process.

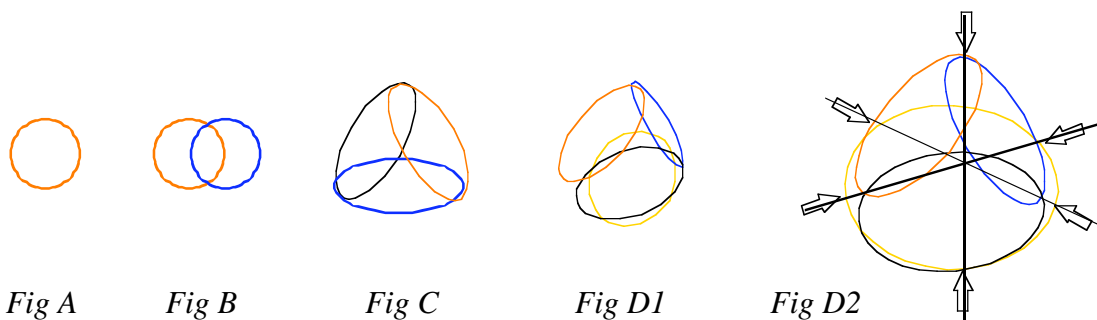


GRAPHICAL REPRESENTATIONS OF THE VARIOUS ATOMIC NUCLEI

Constructing the Nucleus of an Atom

As indicated before in the analysis of quarks, the shape of a proton is a ring or a loop; and therefore, the first four protons in the nucleus of an atom can be interconnected into chains of single, double, triple, and quad combinations as shown below in Figures A thru D1. The first three combinations are easy to see, however the four-proton combination in Figure D1 is more difficult to visualize. It is much easier if you note that the spin axis of the top two protons are located in the 1st and 3rd upper quadrants of the “*Higgs Boson Ball*” as described in earlier papers and the spin axis of the lower two protons are located in the 2nd and 4th quadrants of the same “*Higgs Boson Ball*.” Therefore, each of the four protons is interlocked with each of the three remaining protons in a very simple yet elegant style. It is these constructs that are used in the construction of the nucleus.

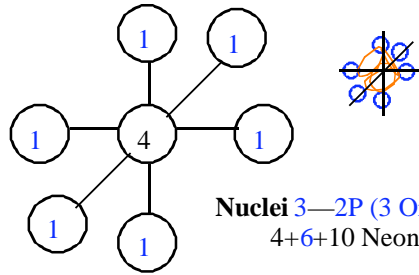
There are then six points on the four-proton construct (eg. *S Bands*) to connect the next series of protons (*P bands*) as illustrated with the arrows in figure D2. It is at these six points that the next ‘group’ of protons are attached and when the group is complete, it is another four-proton construct just like the original one. Initial ‘groups’ have one proton, stable ‘groups’ have three protons, and completed ‘groups’ have four protons. For the purpose of this paper, an “arm” is defined as any number of protons along any one of the 3D spatial axes and a “band” is defined as any number of protons along at any one spatial location in all of the arms, and a “group” is defined as any cluster of protons at any one location in any arm or band. It is then this procedure and construct for the construction of each of the 214 protons in the expanded periodic table that is illustrated on the following pages.



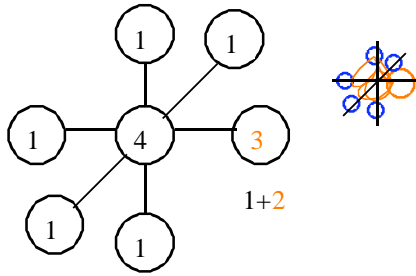
Please note that inside each of the circles in each figures on the following pages is listed the number of protons in that group color-coded to match the same sequence number as on the sequence of groups in the periodic chart summary also shown. The figures then illustrate the number of protons in each group or cluster and the order in which each group or cluster of protons is added to the previous group or cluster. The interconnect lines are merely there so that the entire process can be delineated, but in reality do not exist, and instead represent the point at which the two groups or clusters of protons are interconnected on one of the polar axes. Accordingly, an actual three-dimensional version of that nucleus is also illustrated with the size of the circle representing the number of protons, that is, a large circle represents four protons as configured in Figure D1 or D2, a medium sized circle represents three protons as configured in Figure C, and a small circle represents one proton as shown in Figure A. Therefore, protons in a nucleus of an atom are tightly linked into a very condensed structure with all of the protons captured into a very small area at the center of the atom, as shown in the picture of the condensed nucleus on each page.



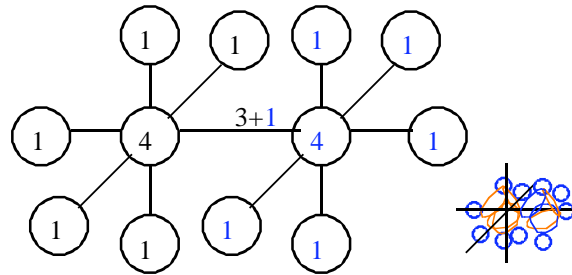
Nuclei 1, 2—1S, 2S (1 Orbit)
4 Beryllium



Nuclei 3—2P (3 Orbits)
4+6+10 Neon

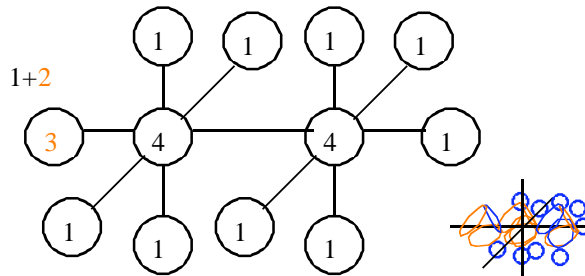


Nuclei 4—3S (1 Orbit)

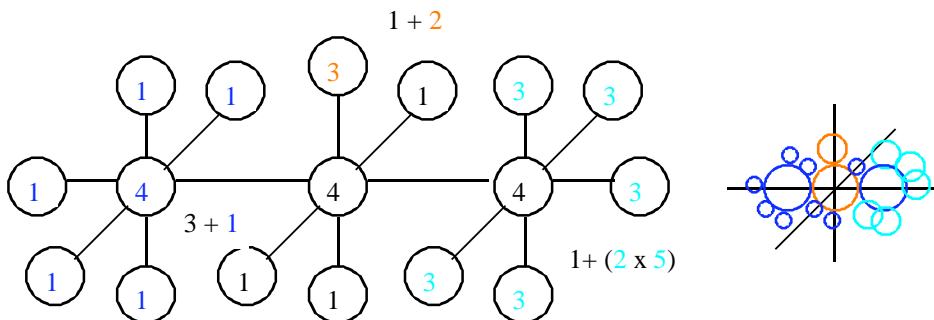


Nuclei 5—3P (3 Orbits)
12+6=18 Argon

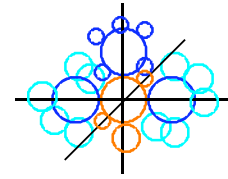
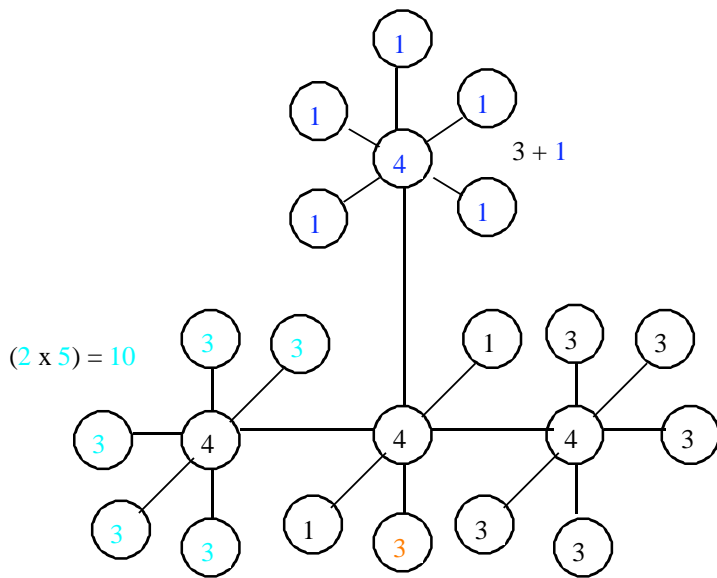
	s	p	d	f	g
1	1				
2	2	3			
3	4	5	7		
4	6	8	10	13	
5	9	11	14	17	21
6	12	15	18	22	25
7	16	19	23		
8	20	24	26	27	



Nuclei 6—4S (1 Orbit)
18+2=20 Calcium

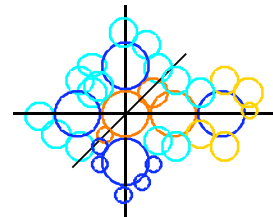
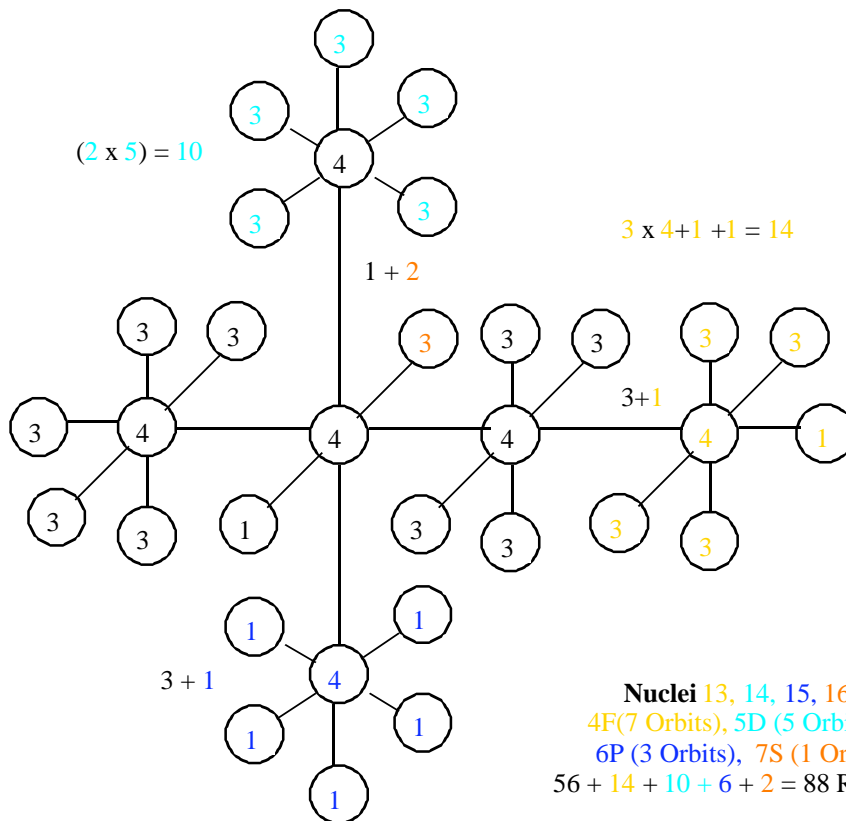


Nuclei 7, 8, 9—3D (5 Orbits), 4P (3 Orbits), 5S (1 Orbit)
20+10+6+2=38 Strontium

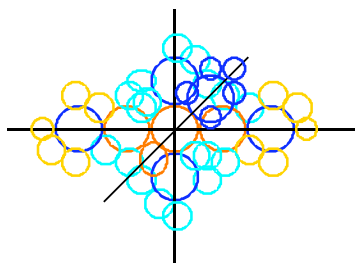
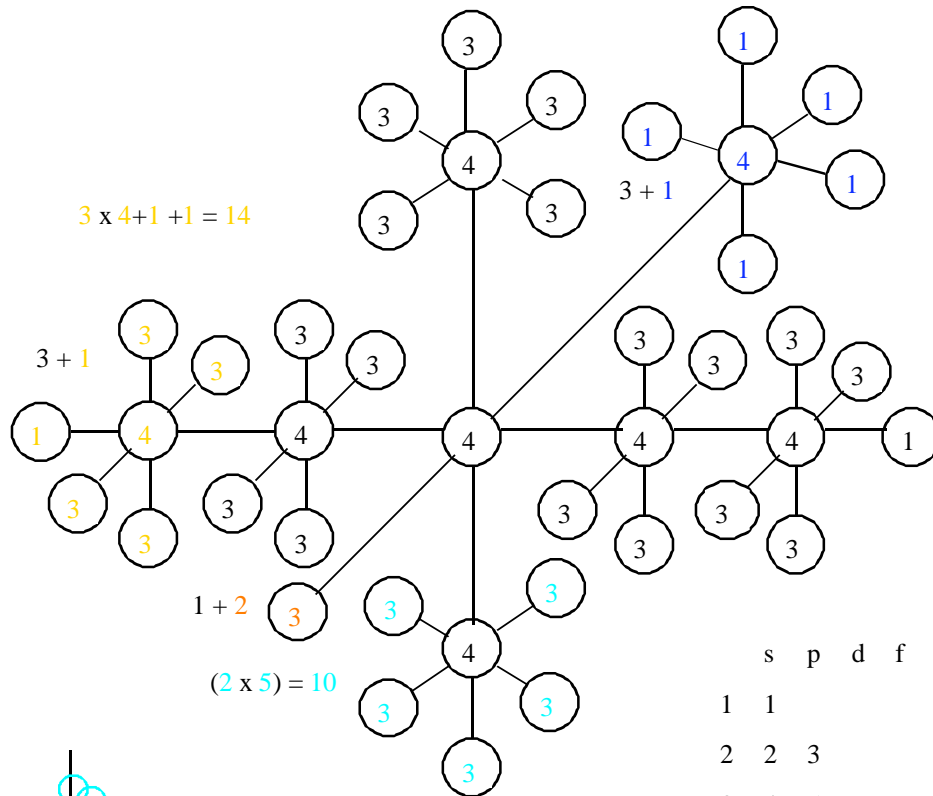


Nuclei 10, 11, 12
 4D (5 Orbits), 5P (3 Orbits), 6S (1 Orbit)
 $38 + 10 + 6 + 2 = 56$ Barium

	s	p	d	f	g
1	1				
2	2	3			
3	4	5	7		
4	6	8	10	13	
5	9	11	14	17	21
6	12	15	18	22	25
7	16	19	23		
8	20	24	26		27

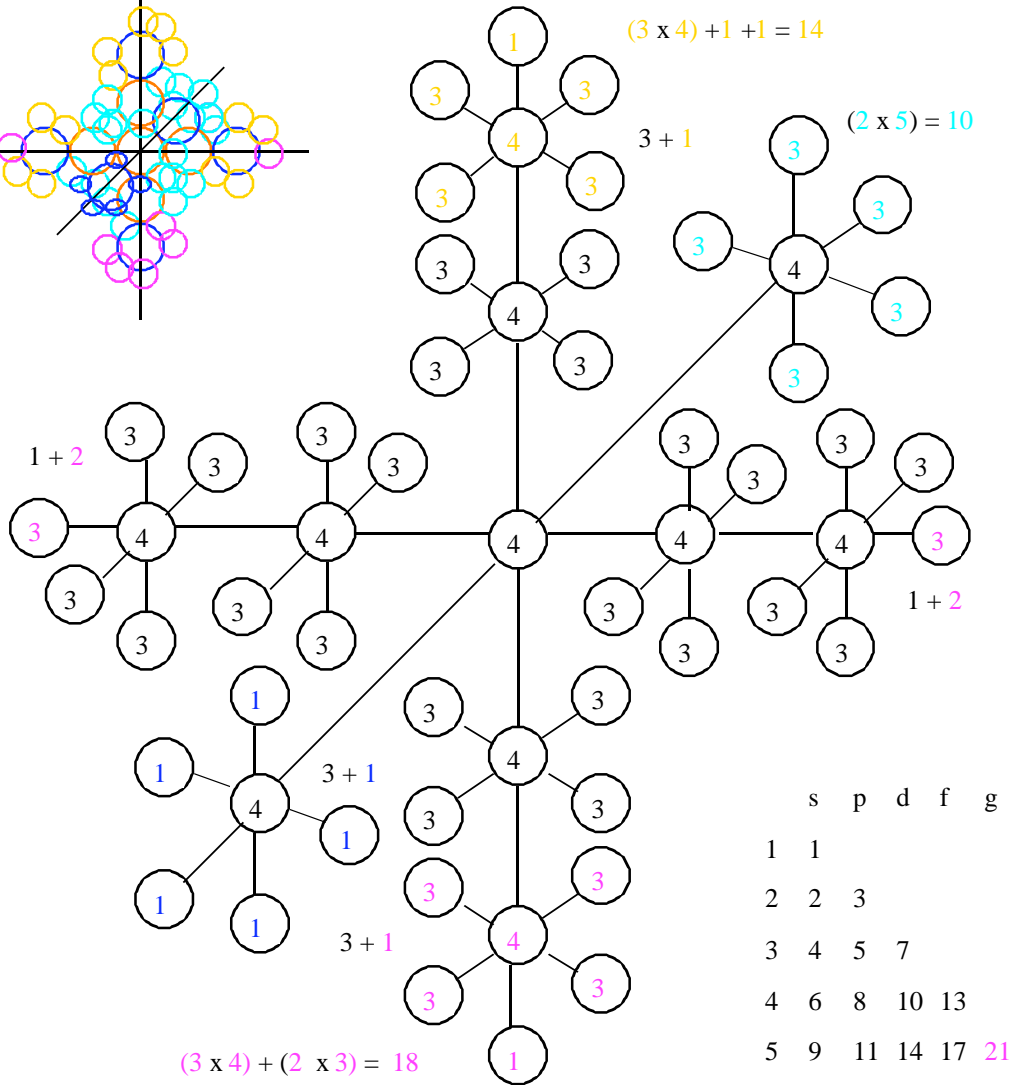
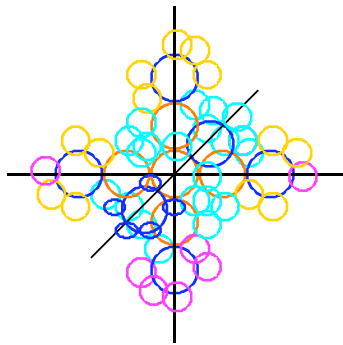


Nuclei 13, 14, 15, 16
 4F (7 Orbits), 5D (5 Orbits),
 6P (3 Orbits), 7S (1 Orbit)
 $56 + 14 + 10 + 6 + 2 = 88$ Radium



Nuclei 17, 18, 19, 20
 5F (7 Orbits), 6D (5 Orbits),
 7P (3 Orbits), 8S (1 Orbit)
 (88 + 14 + 10 + 6 + 2 = 120)

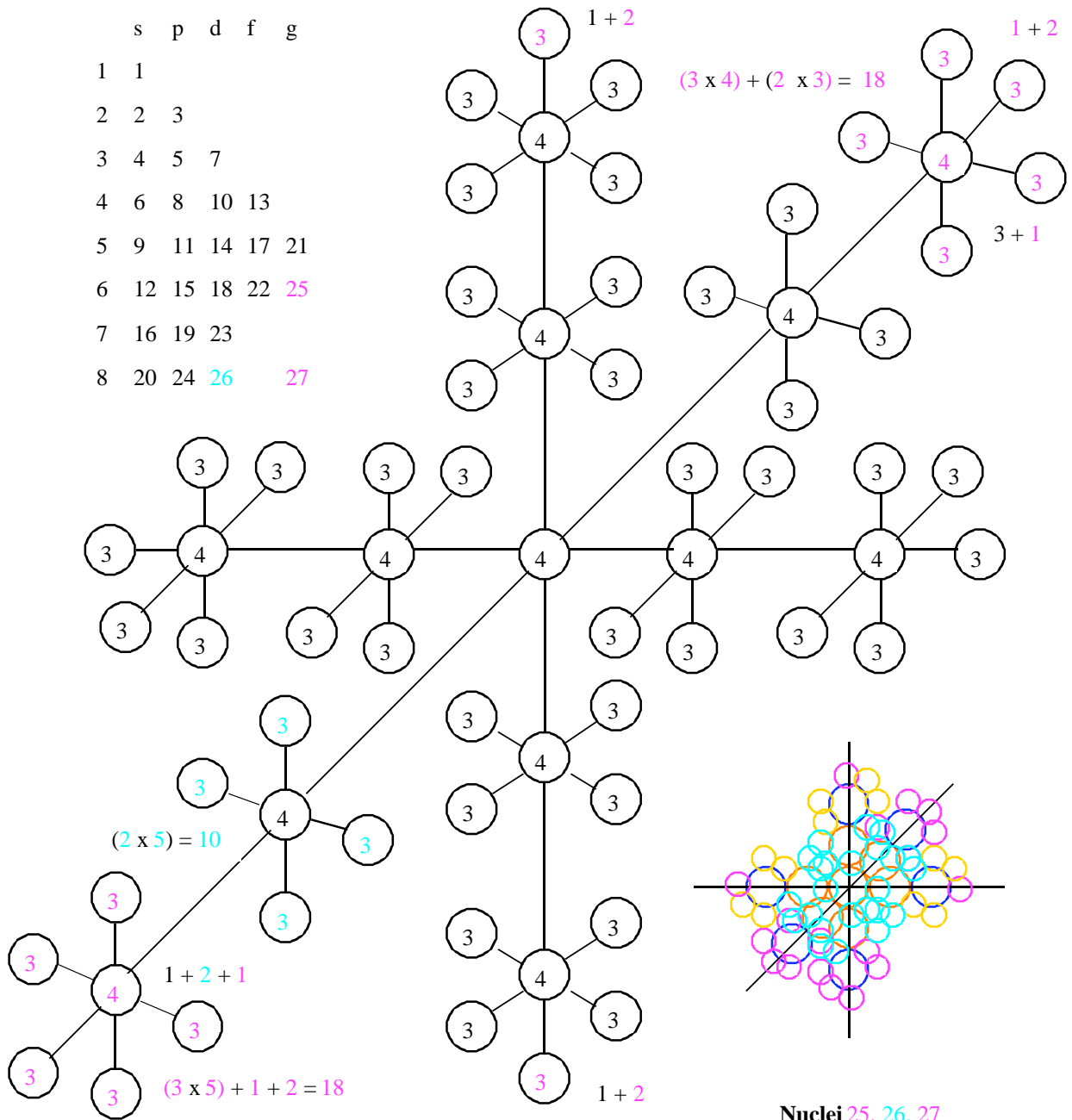
	s	p	d	f	g
1	1				
2	2	3			
3	4	5	7		
4	6	8	10	13	
5	9	11	14	17	21
6	12	15	18	22	25
7	16	19	23		
8	20	24	26		27



	s	p	d	f	g
1	1				
2	2	3			
3	4	5	7		
4	6	8	10	13	
5	9	11	14	17	21
6	12	15	18	22	25
7	16	19	23		
8	20	24	26		27

Nuclei 21, 22, 23, 24
 5G (9 Orbits), 6F (7 Orbits),
 7D (5 Orbits), 8P (3 Orbits)
 (120 + 18 + 14 + 10 + 6 = 168)

	s	p	d	f	g
1	1				
2	2	3			
3	4	5	7		
4	6	8	10	13	
5	9	11	14	17	21
6	12	15	18	22	25
7	16	19	23		
8	20	24	26	27	



Nuclei 25, 26, 27
 6G (9 Orbits), 8D (7 Orbits),
 8G (9 Orbits)
 $(168 + 18 + 10 + 18 = 214)$

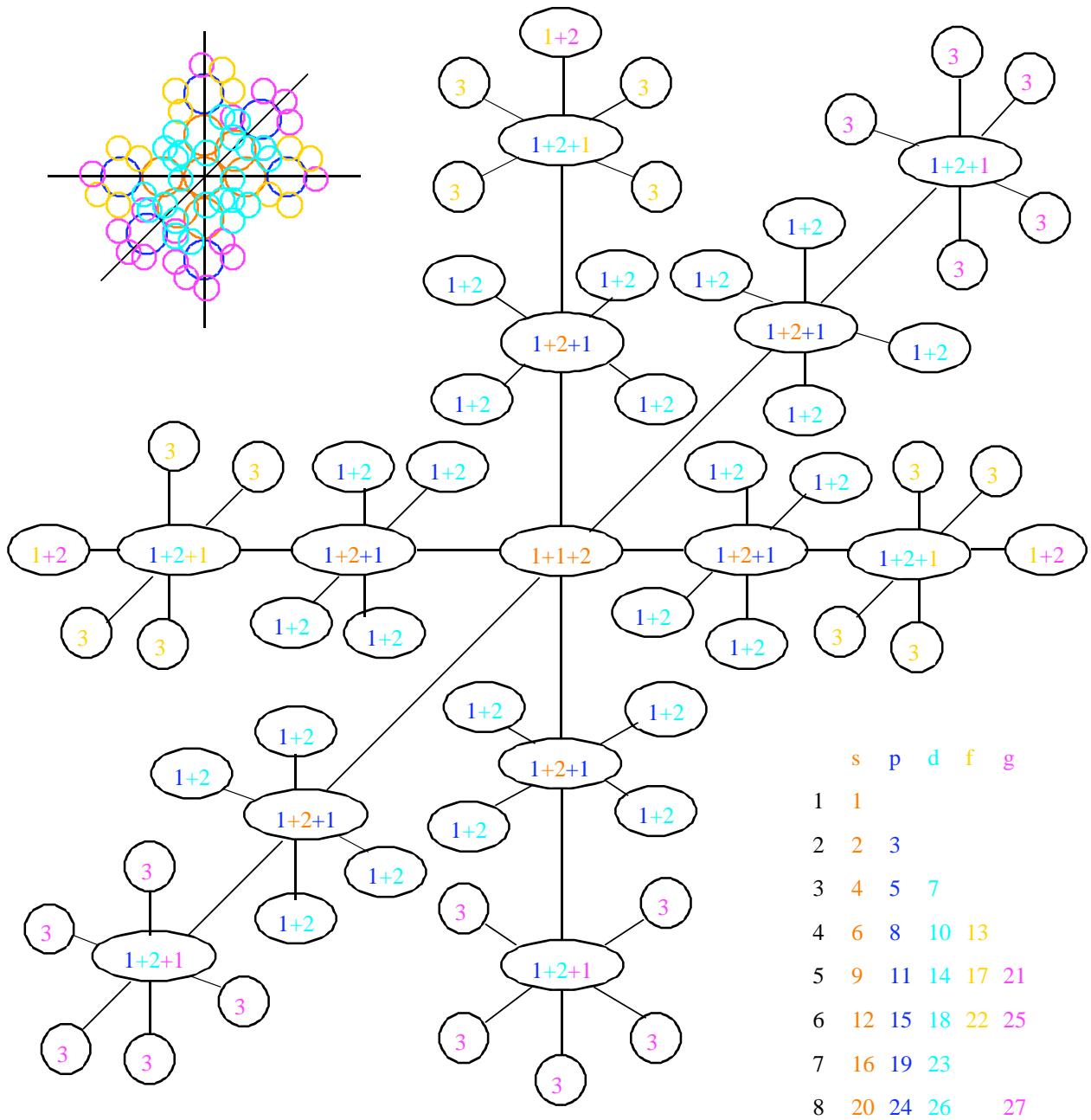
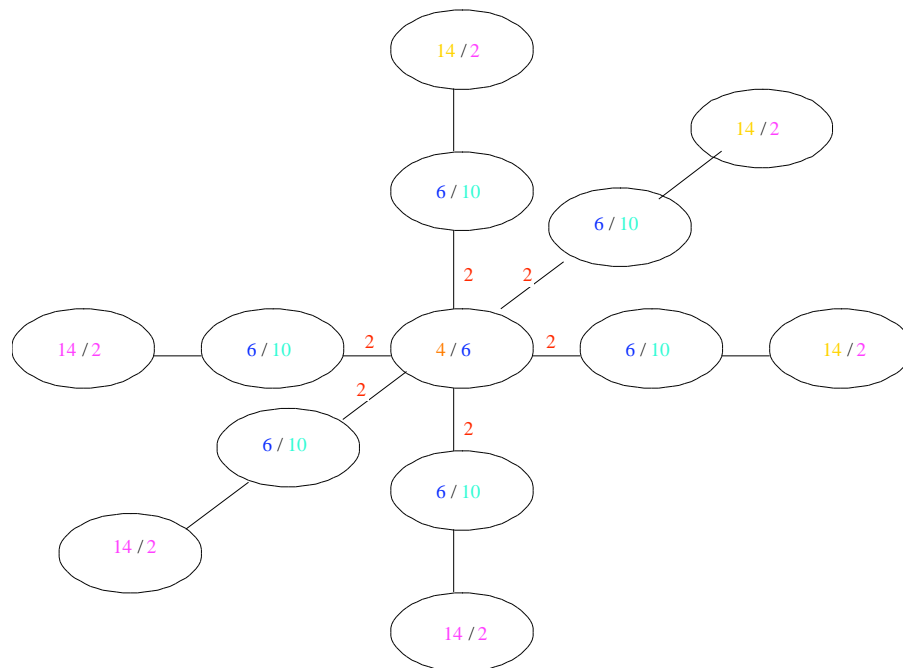


Fig 28—214 Proton Nucleus

There are two unresolved issues and one known conflict in the construction process. The first unresolved issue is the order that the arms are filled and there are two methods. The first fills one end of each arm of the three polar axes and then fills the remaining ends of the same three arms. The second method, as illustrated in this paper, fills both ends of one arm first before it progresses to the next arm. This is probably the correct method since it should take less energy to fill an opposite arm instead of an adjacent arm. It has been laid out both ways and there are no conflicts in either process, so the correct choice should easily be made by the appropriate physics and mathematics.

The second unresolved issue deals with the relationship between the F and G bands and the possibility that they could be combined into a single band, since the F band fills only three of the six outside arms, and the G band fills the other three of the six outside arms. The following diagram is a summary of the number of protons in each group or cluster of an arm of the 214-proton nucleus as illustrated in the previous construction process. Notice that there are 22 protons in the center band, there are 16 protons each in each of the six middle bands, and that there are also 16 protons each in each of the outside six bands for a total of 214 protons. This diagram clearly illustrates the relationship and sequence of the three groups of F bands with 14 protons and the three groups of G bands with 18 protons, and that two protons from each G group that are placed in the first three arms in order to finish their F group construct. It is another possibility that 4 protons in each group of 18 protons function as a subgroup. In any event this does not alter the validity or the functionality of the construction process but only further defines the process. Also, it is purely a theoretical problem and will probably only be solved by the mathematics involved.



The known conflict is in the combined P/D bands. There are thirty groups of protons (5 groups x 6 arms) while there are only spaces for twenty-six groups (a $3 \times 3 \times 3$ cube minus the center). Which means that each arm must rotate to leave space for the additional groups, or the groups must coexist or simply not exist at all. Rotation is the most probable cause, which would

Molecular Structure

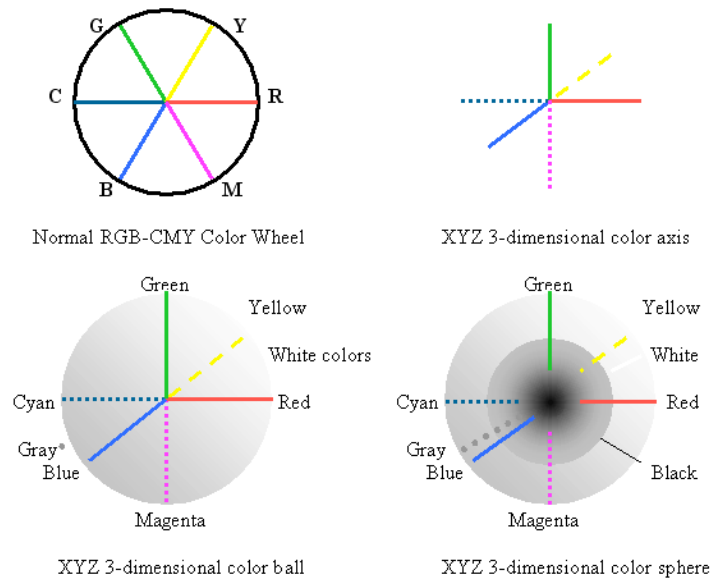
Molecular structure is accomplished by linking the protons of the nucleus of atoms together with other nuclei by sharing electron cloud orbits, since it was proposed that the electron orbits through the holes within the protons. Therefore, the electron forms a band of its own by orbiting through the first proton of the first nucleus, then turning into an electron cloud and then back to nearer its rest mass as it orbits through the second proton of the second nucleus forming a continuous loop around and through the two nuclei. Therefore, the protons in the nucleus are linked together as links of a chain, and the nuclei are strapped together by electron loops or bands. The strong nuclear force is then the energy of the proton loop within the nuclei and the weak nuclear force is the energy of the electron loop orbit between the two nuclei. Thereby, both electrons and protons would create electromagnetic fields within the stellar air creating the electromagnetic spectrum. And finally, gravity is the process of turning the energy of waves within the stellar air into the molecular structures of mass or liquid light. Molecules are then coupled together magnetically from spurious magnetic fields within the molecule. As the vibrations of heat energy are added to the molecules, the magnetic couplings become fluid and eventually break down as the molecules float free to become a gas.

Color Electrostatics

As was indicated earlier, there are three processes involved in human color perception. The first is color electromagnetics, which deals with the generation of electromagnetic waves in the visible light spectrum. The second is color electromagnetics, which deals with the creation of color images within the human mind. And the last is color psychosomatics, which deals with the effects of colors on the psychology of the human mind. Color electromagnetics was discussed earlier in this paper, and color psychosomatics is discussed in another paper titled, "*Human Perception & the Holographic Mind, Human Consciousness & the Soul, Decoding the 'I Ching' & The Physics of Human Psychology.*" In this section, color electrostatics, which deals with the creation of color images within the human mind, will be discussed. Accordingly, the RGB (Red, Blue, Green) and CMYK (Cyan, Magenta, Yellow, Black) color wheel in the following diagram can be transposed into a three-dimensional color sphere representing color electrostatics by the following process.

First, take a normal two-dimensional color wheel and transpose it onto a three-dimensional xyz color axis. It is going to require some imagination at this point because of the limited capabilities of my computer program. Second, take the xyz 3-dimensional color axis and imagine it to be a ball with the surface of the ball painted the color of white light at one end and the color of gray light at the opposite end of the ball, and also at a 45-degree axis to the RGB-CMYK color axis. Then imagine the six primary and secondary colors painted on the surface of the ball at both ends of each of the three polar axes. Next, imagine all of the other infinite colors from the color wheel transposed to the surface of the ball. Finally, imagine all of the colors, including red, blue, green, gray, cyan, yellow, white and magenta, all fading to black at the center of a transparent sphere. The xyz 360-degree 3-dimensional rotational axis of the color sphere represents both the hue and the saturation of all colors, and the luminosity of the colors is represented by its black center and its bright outer surface. In the fifth through tenth dimensions of colors in string theory, this would be equivalent to a vibrating gyroscope with the axis of the gyroscope determining the hue and the saturation of the color perceived and the amplitude of its vibration determining the luminosity of the

color perceived. Also, please note that black, white and gray are colors just as much as the primary and secondary colors are colors. All are singular and only different by their rotational axis and their vibrating string.



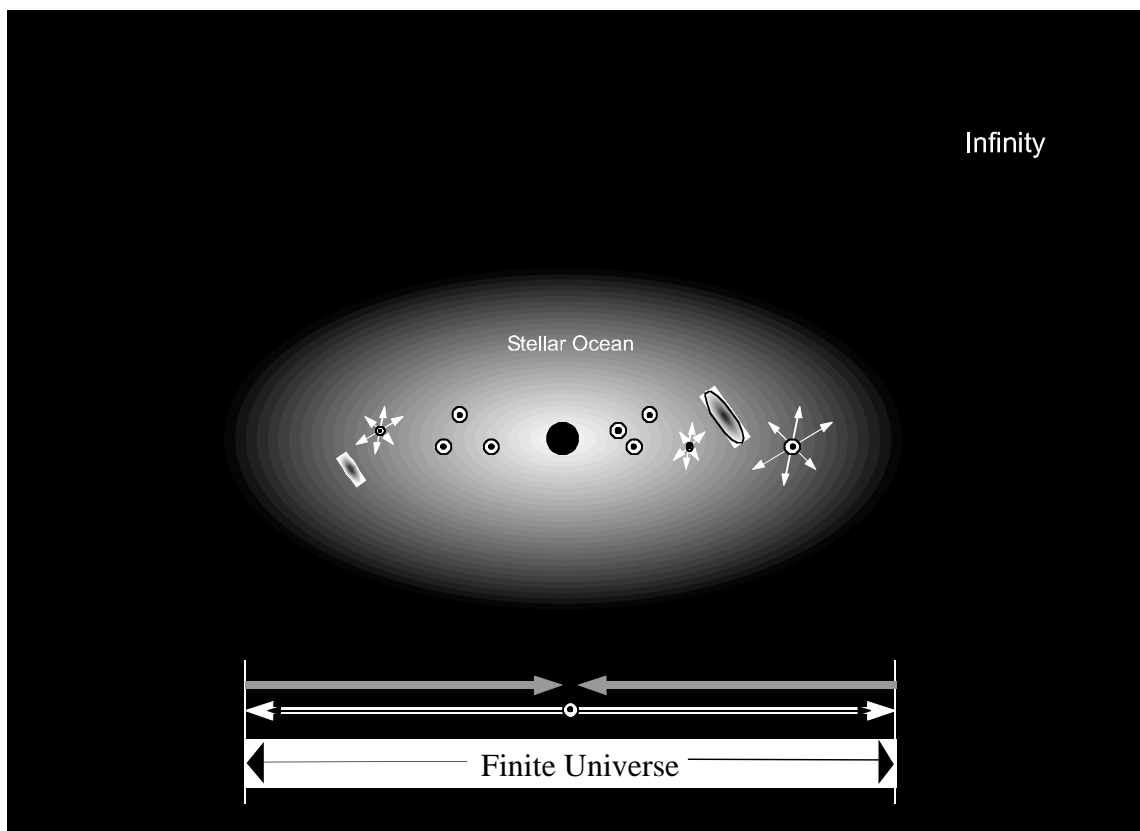
COLOR ELECTRODYNAMICS

The above three-dimensional color sphere defines the method by which the illusion of the perception of color is created within the occipital lobes of the human brain. As was indicated earlier, human image perception is a four-dimensional continuum, with three dimensions of color and the fourth dimension of luminosity. The bottom line is that the mechanism that produces the human sensation of color must exactly replicate the actual array of human perceived colors or the conceived mechanism is the wrong mechanism. Furthermore, regardless of what polar coordinate system that is defined for the mechanism of color perception, it must have a fixed reference system to work, and therefore must occur within the human mind. For example, create a three-dimensional polar coordinate model on your lab desk with a moveable ball to indicate the appropriate color, and then include a laser-monitoring device to measure the location of the ball, thereby defining all of the possible colors. Accordingly, if you then move the measuring device to the opposite side of the model, the laser-monitoring device would give you the incorrect color even though nothing changed in the model. Therefore, the colors and the reference system determining the colors must be in a fixed reference system, which must therefore occur within the human mind.

A New Model for the Universe & A New Paradigm for Physics

One of the most difficult things to imagine is the size, shape and form of the universe, since it so incredibly large. The first step in this process seems to be determining whether the universe is infinite or whether it is finite, and whether it is filled with some single universal substance or stellar ocean that all things are made of, or whether it is for the most part empty and void. This logic creates four alternatives, an infinitely large empty universe, an infinitely large ocean filled universe, a finite empty universe, or a finite ocean filled universe. If the universe is infinite, then "nothing" or the equivalent of nothing, which is the void and/or the darkness of the void, must also be included in

the definition for the universe and must also make sense. Therefore, the universe is allowed to exist into the realms of the infinitely large and into the realms of the infinitely small with the "nothingness of nothing" also included and therefore making sense. This discourse is both illogical and irrational, in that, "nothing" can exist only when there is something around it to define it, for nothing by itself has no parameters. For example, nothing cannot spin, only the stuff around it can spin; nothing cannot possess charge, for only the stuff around it can possess the charge; nothing has no size, shape or form unless there is something around it go give it size, shape and form; nothing cannot be infinitely large unless there is something around it to define its imaginary infinite boundary, if such a thing can even exist; nothing cannot be infinitely small because then it would have no dimensions, no size, no shape and no form, and it would therefore be a virtual singularity, which means again it doesn't even exist. This argument becomes noncircular and nonfunctional, in that everything breaks down, no working model can be devised, and therefore everything else you try to define makes "no" sense, and accordingly everything else becomes "nonsense." This obviously cannot be true, the things and the "somethingness" of those things in the "universal world of things" have to add to something or all would be chaos. Therefore, if the world is infinite there is chaos, if the world is finite there is order. This whole discourse reasonably reflects the current state of both physics and science. That is, the idea of nothing makes a lot of sense, while at the same time, the known parameters of the universe cannot be organized into an integrated whole.



Therefore, it is proposed that the universe is finite and secondly that it is filled with a stellar ocean of something, whether it be called luminous aether, stellar air, quantum foam, or whatever name you would like to apply to it, for it is the only way that energy can traverse the heavens. The

universe simply cannot be empty. Second, it is proposed that the only model that makes sense is a finite universe, which by definition contains everything that exists, and therefore outside of the universe is nothing. Accordingly nothing is permitted to continue on to infinity since it doesn't exist anyway. Therefore, infinity is an abstract concept that exists only within the human mind, and it can therefore be any size, shape or quantity you wish it be, for it doesn't exist anyway.

A sequential description for the above concept of an aethereal finite universe is as follows: The size of the aethereal universe of space and time is finite, and it is held together in its finite shape by an immense energy form at its center; that this energy form within its center converts the energy of waves into the energy of mass; that aether is flowing from the heavens into the center of the universe, thereby creating a gravitational field and the effects of universal gravity; that the density of the luminous aether of space and time diminishes as you travel outward through the universe; that periodically the universe burps or hiccups, ejecting a new wave of the energy of mass outward through the aethereal universe; that this new wave of energy are the seeds for what we define as the physical universe; that the physical universe travels outward through the aethereal universe against the inflowing aether; that the physical universe explodes into stars, galaxies and more stars on its journey outward through the heavens; that these objects grow and expand as they develop their own gravitational fields on their journey through the heavens; that the physical universe dissolves back into the energy of waves near the edges of the heavens; that the energy of light waves and the substance of aether then begin their long journey back to the center of the universe; that the energy of darkness disappears outside of the aethereal universe of space and time into the darkness of infinity; that the luminous aether near the edges of the finite universe simply fades into darkness; that the aethereal universe has no discrete borders or boundaries, thereby permitting the creation and dissolution of matter within the heavens; that the void of the darkness continues on to infinity, which is simply an abstract concept within the human mind; that infinity is a place of no substance, no borders, no size and no shape, and in the case of this illustration, it is simply represented as a square; that the purpose of the concept of infinity is to permit finite aethereal universe of space and time to have size and shape; that the physical universe has its own life cycle consisting of birth, growth, expansion, and dissolution or death; that the expansion cycle of the physical universe within the aethereal universe defines the direction of time and the process of entropy; that the aethereal or heavenly universe is eternal without beginning and without end and is all that there is.

In this case, both the concept makes sense and the model is functional. Accordingly, the energy of the finite universe is sourced by and within itself; and therefore, the infinite has become finite. When all of the concepts for the universe are complete, and when all of its equations and mathematics are finished, this concept will surely be the case. The following are conclusions based upon that model as illustrated in the previous picture.

- The universe is actually comprised of two worlds; that is, the physical and the heavenly worlds made from the energy of the *stellar air* and the *liquid light*, and include the perceptual and conceptual worlds, which exist solely within the human mind.
- The heavenly world of the *stellar air* is an open plenum closed by the process of gravity, and maintains a constant size and with its energy transformations occurring in both directions; and therefore Dr. Hoyle's steady state universe is correct. Ethereal space itself is not expanding, however the physical universe is expanding within ethereal space.

- Space has three dimensions and space and time has four dimensions. Four dimensional space and time is simply a description for three-dimensional space in motion. However, since the three-dimensional space grid representing the stellar air of the heavens is also in motion, the theory of relativity of physical objects traveling through the stellar air of space and time is both necessary and mostly correct.
- The gravity of planets and the stars appears to bend light waves because the stellar air that the wave is propagating through is also flowing laterally into the star or the planet.
- The stellar air flows through our bodies and into the Earth causing the sensation of gravity, and is then converted into mass or liquid light through the process of nuclear profusion causing the Earth to grow and to expand and the Earth's continents to drift apart. This same process occurs within all of the planets, stars and galaxies within the universe, as well as, the universe itself.
- There are absolute speeds in the universe relative to the flowing stellar air, but first a universal standard reference point must be defined, which should be by theory, by definition, and by empirical evidence, the center of the universe, which is the only static reference point available within the universe.
- The physical world of *liquid light* expands within the heavenly world, thereby establishing the effects of entropy within the physical universe and the direction of time, and therefore the big bang theory is also mostly correct.
- Some of the mass of the physical universe was created prior to the big bang, however for the most part it is created after the big bang from the birth of stars and galaxies and through their subsequent growth and expansion process. Therefore, it was mainly the instructions for the universe that were holistically present at the center of the universe, at the beginning of creation and at the beginning of time. Therefore, the big bang might be more appropriately named the big burp or maybe a stellar hiccup. Furthermore, as the present physical universe and its self-contained instruction set expands throughout heavens, a new instruction set is being developed at the center of the universe for the next cycle of universal creation, and therefore the process is repetitious but not reversible.
- Matter and anti-matter are both created. The matter forms the body of the star and the antimatter falls to the center of the star and disappears into a slightly enlarged black hole at the stars center. As the stars travel outward through the ethereal universe, the stellar air decreases in density, which causes the gamma ray generator to go out, and when the star ceases to make gravity, it explodes. This is the same process that creates galaxies.
- All parameters assigned to voids or holes are assigned in error or simply for convenience, but are in fact, characteristics of the rest of the Universe.
- The universe, the galaxies, the stars, the planets, and the moons have gravity, whereas matter is held together by cohesion, which is caused by the stellar air flowing over, through, and around the objects, thereby causing attraction from Bernoulli's principle.
- Both the mechanical motions of clocks and the mechanical oscillations of waves are equally affected by the density and the relative flow of the stellar air, and therefore the speed of light only appears to be constant.
- The idea of mass is an illusion, instead mass is the resistance of an object as it travels through the stellar air, thereby creating waves of pressure on the leading edges of all of the atoms within an

object. Atoms compress from this pressure and bulge at the circumference, therefore objects shrink in length and gains apparent mass.

- The processes of an expanding earth, and expanding planets, stars and galaxies, and the processes of exploding stars, galaxies, and the big bang of the universe are all the same process with mass being created from the stellar air during their growth or expansion process and then released back into the heavens through the explosion process.
- Quantum mechanics defines the boundary of, or the transition from the heavenly world to the physical world, and occurs at the saturation point of the *stellar air*.
- String theory defines the entirety of the universe including human kind, with the first four dimensions defining space and time, the next six dimensions defining human color perception, the next ten dimensions defining the oscillations or intensity of the first ten dimensions, and the twenty-first dimension defining the process of gravity and the void, which is instead actually a holistic property of the universe. Accordingly, the antithesis of a black hole is not a white hole, but instead white space or the entirety of the stellar air of the heavens within the universe.
- Something can only come from something else and only nothing comes from nothing. However, nothing does not exist; and therefore, it has very unique properties. That is, it can continue on to infinity since its uniqueness is that it has no properties. Therefore, the something of the universe is finite and accordingly the universe is also finite. Only nothingness goes on to infinity, but since it does not exist, therefore infinity does not exist except in the land of fantasy. Accordingly, any parameters assigned to the voids of nothingness are assigned in error and should instead be assigned holistically to the rest of the something of the universe.
- Also, only nothing can be infinitely small and/or collapse to a singularity; and therefore, the smallest increment of the universe is also finite, and ends with the smallest measurable parameter of anything that exists in the universe. If there is nothing to detect then there is nothing there. Again the nothingness of the infinitely small does not exist, and therefore the infinitely small itself does not exist except in the land of fantasy. Again, any parameters assigned to the nothingness of the infinitely small are assigned in error and should instead be assigned holistically to the rest of the universe.
- Also, nothing can travel instantaneously. Therefore, when nothing disappears at one point in space and time and then magically reappears instantaneously at another distant point in space and time; it is instead the holistic parameters of the rest of the something of the universe that disappeared and then holistically reappeared at the most exact point of the same corresponding identical parameters in space and time. Again, instantaneous space and time travel is a fantasy. And again, any parameters assigned to the voids of nothingness are assigned in error and should instead be assigned holistically to the rest of the universe.
- Fantasies exist only in the consciousness of human kind; and are therefore metaphysical properties. That is, they have no existence in reality but exist only in the human mind.
- Consciousness can only exist midway between the infinitely large and the infinitely small, since it requires the structures of the infinitely small to represent the corresponding structures of the infinitely large, so that consciousness can develop.
- When a tree falls on an uninhabited island, sound waves are created but not sound. For the creation of sound is a complex biological process within the temporal lobes of the human brain, consisting of

sound wave to brain wave converters, sound wave spectrum analysis, holistic spatial recognition, and organized perceptual and conceptual word definitions within the human mind.

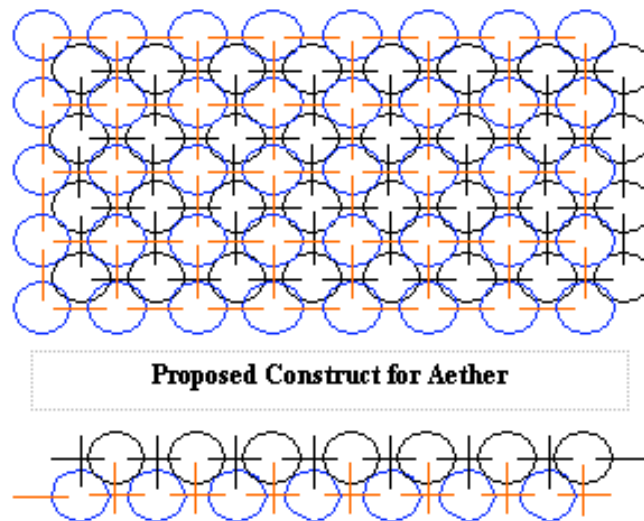
- Likewise, human vision is a four-dimensional biological hologram created by and within the mind, and includes multiple, electromagnetic wave to brain wave converters, wave spectrum comparators and analyzers, spatial spectrum analysis, holistic spatial recognition, and organized perceptual and conceptual word definitions within the human mind.
- The process of color recognition within human perception is a partial derivative of the universe and accordingly an enhanced representation of that world. It exists as spinning gyroscopes in the occipital lobes of the brain. Interestingly, that is why quarks are defined in terms of color, since both the spatial structure of the constituent quarks of particles and the spatial process of color generation within the human mind are the same.
- Many of the secrets of ourselves and of our universe can be unlocked by the very words and very sequence of words that we choose as we discuss universal truths.

Conclusions

It seems as though the most difficult thing for human beings to comprehend is another world existing beyond the physical world of our human perceptions. We get so entrenched in what we see, that we don't realize that the things that we do not see also have their own existence, just as much as we do. Yet, until we accept this recognition, we will continue the strange odyssey of misrepresenting the occurrences of our physical world. We will misidentify protons as balls and glueballs instead of interlocked proton rings, we will misidentify the cause for the Earth's continents drifting apart as plates floating on a moving mantle instead of an Expanding Earth, we will misidentify the ability of energy to travel at speeds other than the speed of light as a warped space time continuum instead of the varying speeds of change, we will misidentify light waves magically bent by the forces of gravity instead of light waves moving laterally along with the inflowing *stellar air*, we will misidentify galaxies as interconnected with worm holes so the matter flowing into the galaxy has somewhere to go instead of recognizing the internal growth of the galaxy, and we will misidentify the weight of our bodies as an imaginary force instead of the *stellar air* flowing through our bodies into our mother Earth.

Yet this is exactly what happens. It is instead, protons linked into chains of particles, the continents drifting apart from an Expanding Earth, the speed of light increasing and decreasing within the density of the *stellar air*, light waves appearing to bend as they move laterally along with the inflowing stellar air, galaxies, stars, and planets growing mass and matter from the inflowing *stellar air*, and the sense of gravity caused by the *stellar air* flowing through our bodies and into the Earth. At this point, all of the variables, that are responsible for gravity and the creation of mass, are known. First of all, the *stellar air* is a hyper-dynamic three-dimensional fabric woven of threads and strings, which exists throughout the universe and is elastic but yet interconnected. Second, the Universe is the biggest gamma ray generator of all, and any gamma ray generator, natural or man-made, compresses the *stellar air* into *liquid light* at the resonant frequency of the Universe. Next, gamma rays are made up of quarks and antiquarks as defined by the Higgs field. Then, three quarks or anti-quarks oriented in each of the three spatial polar dimensions combine to create particles, such as neutrons, protons and electrons and their antiparticles. And, it is also known how neutrons are converted into protons and electrons, and vice versa. Finally, protons and electrons then combine to

form hydrogen the fuel for nuclear fusion, and nuclear fusion generates all of the higher elements plus additional heat energy to keep the process going.



All that is needed is a method to get the nuclear fusion process started, and we know for sure that it exists for our sun is a shining example. Also, it is the same process that exists within all of the other stars, our Earth and the planets, and all of the galaxies in the Universe. It may begin with a coalescence of existing matter in space through the forces of cohesion. Or it may be created as dark matter at the instant of the big bang. There is also an alternative theory proposing the coalescence of nuclear fissionable material at the center of the Earth and accordingly, the development of the nuclear fission at the Earth's center. Then, all that is needed is the creation of hydrogen and the ignition of its nuclear furnace through the process of nuclear fusion. The gamma rays created by that process could not escape, since it is incased within matter; and therefore, the energy of the gamma rays would be converted by random chance into particles and hence matter. The exact process could include positron-electron production, causing neutron vortices to form and inflowing stellar air. Then, when a neutrino shoots though the hole of a neutron vortex, the neutrino is converted into an electron and the neutron vortex is converted into a proton; or it could occur by the phase shifting of the dark and light waves, causing neutron vortices to occupy the same space as neutrino charges, thereby turning angular momentum and kinetic energy into mass. Both perfect formulas for the creation of hydrogen. Therefore, both matter and antimatter could be created simultaneously, and the matter would become the body of the star, planet or galaxy, and the antimatter would combine to form a single huge hole or void at the center of the star, planet or galaxy. In the case of our planet it is the sense of our weight and in the case of the Sun it is its planets captured in orbit. And finally, in the case of our galaxy, it is its stars and its planets circling its center as a heavenly hurricane, its black hole at its center as the eye of the storm, and its event horizon as the eye wall of the storm.

Something can only come from something else, and only nothing comes from nothing. Also, when defining nothing, nothing is simply a void with no existence and no parameters; therefore any parameters that are assigned to it are assigned in error or simply for convenience; but instead are in fact characteristics reflective of the remaining something of the rest of the universe. It is the goal of

science, and rightly should be, to develop a perspective of the universe upon which we can build our society. However, since science is the study of partial events it alone can never totally describe the entire event. This is not an inherent weakness in science itself, but instead a limitation to the scope of science. It is only by combining the study of science with the other aspects of our total being, that we can hope to arrive at a true perception of the universe. It therefore requires a higher step of individual awareness and individual acceptance to determine the appropriateness of the perceptions presented. It is also acknowledged that the above definitions and perceptions may still contain some errors; therefore they are submitted to the scrutiny of each person's individual knowledge and understanding, realizing that only when everyone is bound in a common agreement, can we be reasonably sure that we have developed a true perception of the universe.

The preceding is a revised and updated excerpt from the book titled "*Perceptions – A Symphony of Words*". ©1992-2008 WRHohenberger - All rights reserved

References:

- Ben Bova, *The Fourth State Of Matter*, St Martins Press, 1971
Firtjof Capra, *The Tao of Physics*, Bantam Books, 1983
S. Warren Carey, *The Null Cosmos*, Elements of Natural Philosophy, Chapter 1
S. Warren Carey, *The Big Bang Myth*, Elements of Natural Philosophy, Chapter 3
S. Warren Carey, *The Necessity for Earth Expansion*, pp 375-393. S.W. (ed): Expanding Earth Symposium, Sydney, 1981, University of Tasmania
David Deutsch, *The Fabric of Reality*, Allen Lane, The Penguin Press, 1997
Richard Feynman, *QED* Princeton University Press, 1985
Harold Fritzsch, *Quarks – The Stuff Of Matter*, Basic Books, Inc, Publishers, 1983
W R Hohenberger, *Perceptions - A Symphony of Words*, Winston-Derek Publishers, 1992
C. J. Jung, *Psyche & Symbol, A Selection from the Writings of C. J. Jung*, Edited by Violet S. de Laszlo, Double Day Anchor Books, 1958
Max Luscher, *The Luscher Color Test*, translated and edited by Ian Scott, Washington Square Press, 1969
Ye Ye Milanovsky, *Evolution and present state of the problems of the Earth's expansion and pulsations*, International Geology Review
Lawrence S. Myers, *The Earth is growing and expanding rapidly*, expanding-earth.org, 2007
L. B. Okun, *Contemporary Concepts In Physics (Volume 2), Particle Physics: The Quest for the Substance of Substance*, Translated from Russian by V. I. Kisin, Harwood Academic Publishers, 1985
Hugh Owen, *The Earth is expanding and we don't know why*, New Scientist, p. 27, November 22, 1984
Barry Parker, *Albert Einstein's Vision, Remarkable Discoveries That Shaped Modern Science*, Prometheus Books, 2004
Sam Reifler, *I Ching, A New Interpretation for Modern Times*, Bantam Books, 1974
S.K. Runcorn, *Mechanism of Plate Tectonics: Mantle Convection, Currents, Plums, Gravity Sliding or Expansion*, Technophysics, 63 (1980) 297-307
Raymond A Serway, *College Physics, Third Edition*, Saunders College Publishing, 1985, 1989, 1992
J Steiner, *An Expanding Earth on the basis of sea-floor spreading and subduction rates*, Geology, v 5, p 313-318, 1977
Michael Talbot, *The Holographic Universe*, Harper Collins Publishers, 10 East 53rd Street, New York, NY 10222, 1991
Gary Zukav, *The Dancing Wu Li Masters, An Overview of New Physics*, William Morrow & Company, Inc 1979